



StrataSync 16.5

Release Notes



Notice

Every effort was made to ensure that the information in this manual was accurate at the time of printing. However, information is subject to change without notice, and VIAVI reserves the right to provide an addendum to this manual with information not available at the time that this manual was created.

Copyright/Trademarks

© Copyright 2024 VIAVI Solutions Inc. All rights reserved. No part of this guide may be reproduced or transmitted, electronically or otherwise, without written permission of the publisher. VIAVI Solutions and the VIAVI logo are trademarks of VIAVI Solutions Inc. ("Viavi"). All other trademarks and registered trademarks are the property of their respective owners.

Patented as described at www.viavisolutions.com/patents.

Copyright release

Reproduction and distribution of this guide is authorized for US Government purposes only.

Terms and conditions

Specifications, terms, and conditions are subject to change without notice. The provision of hardware, services, and/or software are subject to VIAVI standard terms and conditions, available at www.viavisolutions.com/en/terms-and-conditions.

Summary of StrataSync 16.5 changes

- New features
 - TPA Job multiple technician assignment
 - TPA Job template auto-deployment
 - TPA Summary and Detailed PDF reporting
 - TPA Job auto-approve per-organization settings
- General improvements / Bug fixes
- Known issues
- New test instrument support
 - TM100GB
- Supported browsers

New features

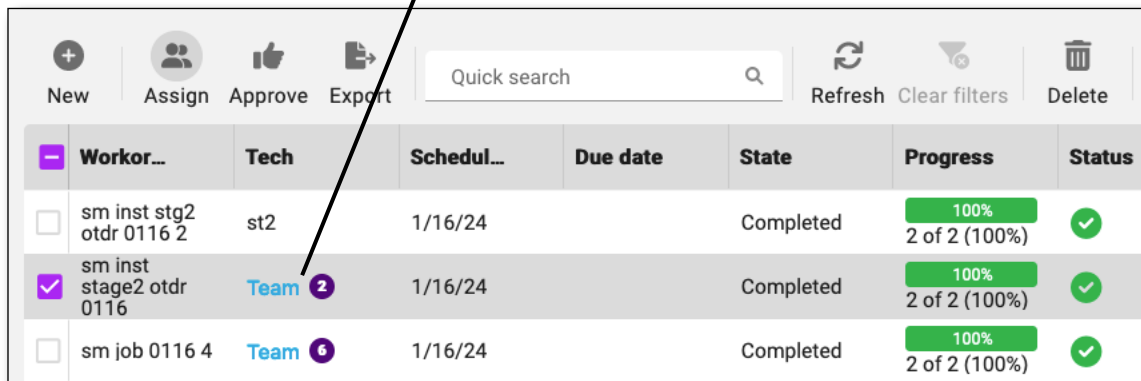
TPA Job multiple technician assignment

TPA Jobs now support assignment to more than one technician by assigning multiple technician IDs – this can be performed via the UI (if the account is licensed for SS-PRO or higher), and via the API (if licensed for SS-ENT-WRKFLW).

In the TPA Job Manager view, when more than one technician ID is assigned to a job, the 'Tech' column shows the text "Team" and the number of technicians assigned – clicking on the text provides a pop-up showing the technician IDs.

For more information, please consult the latest [StrataSync TPA User Guide](#).

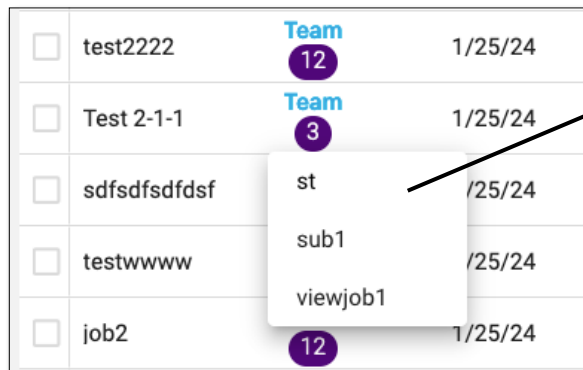
Team job (with number of techs)



The screenshot shows the TPA Job Manager interface. At the top, there are buttons for 'New', 'Assign', 'Approve', and 'Export', along with a 'Quick search' field and 'Refresh', 'Clear filters', and 'Delete' options. Below is a table with columns: 'Workor...', 'Tech', 'Schedul...', 'Due date', 'State', 'Progress', and 'Status'. Three rows are visible, all with a 'Completed' state and '100%' progress. The second and third rows have 'Team' in the 'Tech' column with a circled number (2 and 6 respectively). An arrow points from the caption to the 'Team 2' entry.

Workor...	Tech	Schedul...	Due date	State	Progress	Status
<input type="checkbox"/> sm inst stg2 otrd 0116 2	st2	1/16/24		Completed	100% 2 of 2 (100%)	✓
<input checked="" type="checkbox"/> sm inst stage2 otrd 0116	Team 2	1/16/24		Completed	100% 2 of 2 (100%)	✓
<input type="checkbox"/> sm job 0116 4	Team 6	1/16/24		Completed	100% 2 of 2 (100%)	✓

Assigning team jobs



The screenshot shows a 'Team list popup' over a table. The table has columns for a checkbox, a job ID, a 'Team' label with a circled number, and a date. The popup is a white box with a shadow, containing a list of technician IDs: 'st', 'sub1', and 'viewjob1'. An arrow points from the caption to the popup.

<input type="checkbox"/>	test2222	Team 12	1/25/24
<input type="checkbox"/>	Test 2-1-1	Team 3	1/25/24
<input type="checkbox"/>	sdfsd fsdfsdf	st	/25/24
<input type="checkbox"/>	testwww	sub1	/25/24
<input type="checkbox"/>	job2	viewjob1	1/25/24
		Team 12	

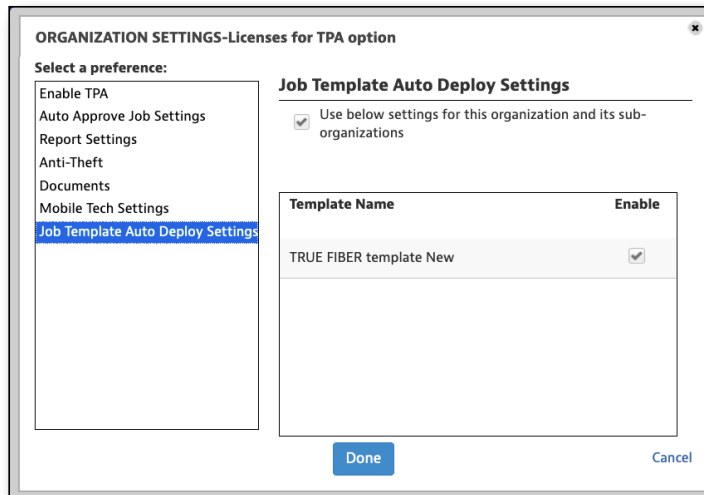
Team list popup

TPA Job template auto-deployment

TPA Job templates are now auto-deployed to any user (and their associated instruments) in the organization (or sub-organizations) where the Job template is saved. Users who are added or moved to the job template's organization (or any sub-organization) have the Job template automatically deployed to them, and users who are moved outside of the job template's organization have the job template removed from their Mobile Tech app and/or test instruments upon the next sync with StrataSync.

A Job template can be moved to a different organization, which will remove deployment from the previous organization. Please note that the StrataSync account must be licensed for SS-PRO or higher.

For more information, please consult the latest [StrataSync TPA User Guide](#).



StrataSync Organization Settings – Job Template Auto Deploy Settings

TPA Summary and Detailed PDF reporting

When TPA jobs are approved (either manually or via auto-approval), StrataSync can generate a Summary and/or a Detailed PDF report, based on system-wide or per-organization settings. By default, reporting is disabled.

The Summary PDF report currently supports the JSON REPORT.FComp PRO test type (reports are effectively empty for jobs with other test types), and summarizes key metrics across all FiberComplete PRO test results associated with the approved job.

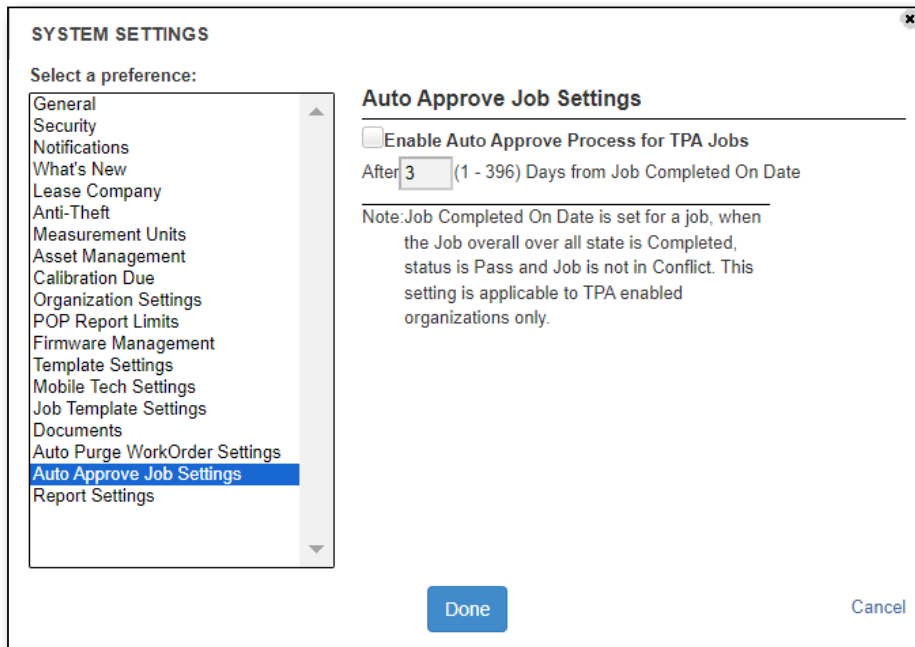
The Detailed PDF report concatenates any test results uploaded from VIAVI test instruments associated with the approved job which are PDF-formatted. Test results in other formats are not included. Please note that the StrataSync account must be licensed for SS-PRO or higher.

For more information, please consult the latest [StrataSync TPA User Guide](#).

TPA Job auto-approve per-organization settings

The auto-approval settings for jobs can now be configured system-wide, or per-organization. By default, auto-approval of jobs is disabled. Please note that the StrataSync account must be licensed for SS-PRO or higher.

For more information, please consult the latest [StrataSync TPA User Guide](#).



StrataSync System Settings – Auto Approve Jobs Settings

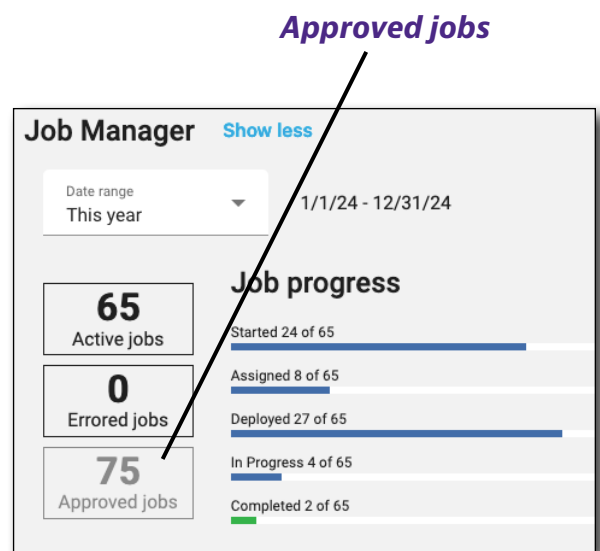
General improvements / Bug fixes

Improvements

- LAW-X integration now retrieves StrataSync user profiles and the associated organizational structure to augment LAW-X user information facilitating user authentication and removing the administrative burden of having to maintain user profiles accurately across both systems.

Please note that the LAW-X system requires active licensing to support this integration.

- Updates to MCA III test configuration.
- The TPA Job Manager view shows an 'Approved jobs' count in the summary dashboard section which when clicked, filters the tabular view to show only approved jobs.



Known issues

- The Test Data list view which includes the column 'Test Duration MS' may show an 'Unexpected Application Error' if any of the other matching test data has been synced via the VIAVI Mobile Tech app. Users can use the 'Customize view' UI to deselect that column for reliable test data viewing. This issue will be resolved in a future release.
- Admin users associated with an organization at a higher level than a sub-organization where TPA is enabled, will not see the TPA sub-menu from the existing StrataSync web UI to access the new TPA UI.

Workaround – Create a new user profile associated with the TPA-enabled organization and login with this profile to access the new TPA UI. This issue will be resolved in a future release.

- When viewing instrument software options in the per-asset details, a floating option may appear both in the 'Software Options' list, as well as the 'Floating Software Options' list, depending on the sync state of the asset in question. All floating option counts, however, are calculated correctly. This issue will be resolved in a future release.

New test instrument support

TM100GB

The TM100GB module is now supported as a 'module' class asset type in StrataSync via direct sync from the ONA-800 platform and syncing with the VIAVI Mobile Tech app.

- Supports asset information sync
- Supports template test configurations
- Supports upload of test data files
- Supports firmware deployment
- Supports deployment of instrument SW options

Supported browsers

StrataSync supports the following browsers. VIAVI recommends using the latest browser versions:

- Chrome
- Firefox
- Microsoft Edge



Feb 2024

VIAVI Solutions

North America

1.844.GO VIAVI / 1.844.468.4284

Latin America

+52 55 5543 6644

EMEA

+49 7121 862273

APAC

+1 512 201 6534

All Other Regions

[viavisolutions.com/contacts](https://www.viavisolutions.com/contacts)

email

CATVsupport@viavisolutions.com